

Activity Guide

Rescue Shelter and tabletop poster



The Rescue Shelter box and tabletop poster have been created to work together. Lay the poster flat on a table or floor and position the box alongside. Below are some ideas for activities that can be run with individuals or groups of children.

You will need:

- Galgo toys (Ginny, Pietro, Rosa and Spike) and/or the stick puppets template (page 3)
- Rescue Shelter box
- Tabletop poster
- Colouring pens/paints/materials/glue (optional)

Arts and crafts

- Children can decorate the Rescue Shelter box and poster with pens, paint, crumpled tissue paper – whatever inspires them.
- They could create 3D trees, plants, toys and other items to bring the tabletop poster to life.
- What will they call their Rescue Shelter? They could make a sign for the shelter.

English / Spanish

- Can children name all the different rooms in the Rescue Shelter?
– *Classroom, laundry, veterinary treatment room, office, toilet*
- Can they name the outside areas of the Rescue Shelter?
– *Exercise area, sensory garden, dog wash area, quarantine pens, car park*
- You could ask them to write the names of each area on the box and poster.

Activity Guide

Rescue Shelter and tabletop poster



Explore the Rescue Shelter

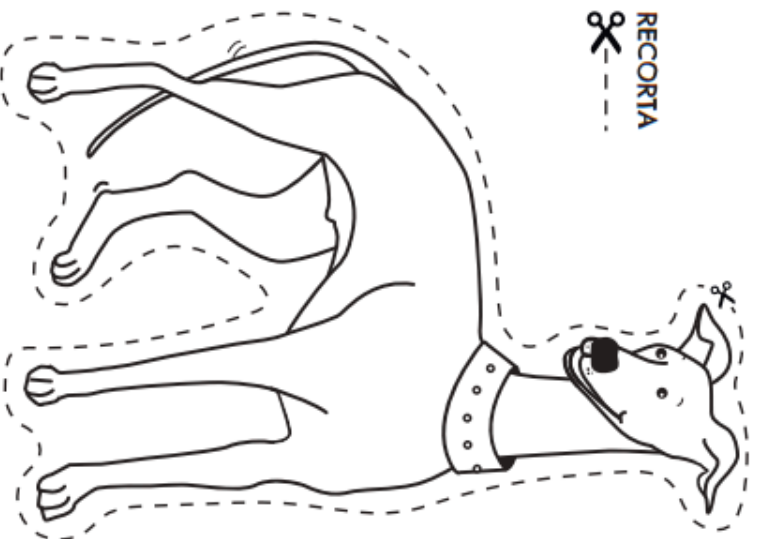
- Use the Shelter and the poster to discuss what a Rescue Shelter does. For example:
 - Galgos need exercise to be happy and healthy, so all shelters have exercise areas for them to play.
 - Some have a sensory garden so the dogs can enjoy sniffing and exploring different smells.
 - Galgos often arrive with injuries and need veterinary care.
 - There is a lot of paperwork and finances to take care of, so every shelter needs an office.
 - Education is important so everyone knows how to care for animals properly. The classroom is for school children and visitors to the shelter to learn all about animal welfare.
 - Dogs can get really smelly! So, their bedding and coats need washing regularly in a laundry, and the dogs need washing occasionally too (dog wash outside area).
 - When a dog arrives at a Shelter, they don't know whether it has an illness or disease. A quarantine area is a place to keep them safe until they have been seen by a vet before they are allowed to mix with the other dogs.

Roleplay


- Use the galgo toys to roleplay in the outside areas of the Shelter.
 - What would a galgo do in the exercise area / sensory garden?
 - How might they feel if they are in quarantine?
 - Wash the galgo in the dog wash area. Do all dogs like being washed?
- Children can work in pairs to think up their own mini-plays or situations to act out.
- You could use the Stick Puppets templates for role-play using the Shelter Box as a backdrop.

Títeres de palo galgos

RECORTA

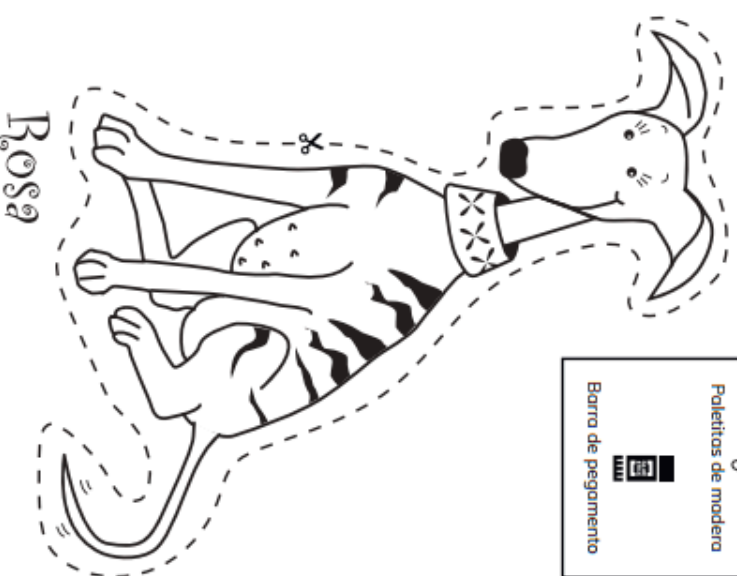
PIETRO



Ginny



SPARKS



Rosa

Instrucciones

1. Imprime las imágenes de galgos
2. Colorea los galgos
3. Recórtalos
4. Pega una paletita en el reverso de cada galgo con pegamento o cinta adhesiva
5. ¡Una vez que se seque el pegamento, tus títeres de palo galgos estarán listos para usar!

Materiales



Papel que pueda imprimirse



Tijeras



Lápices de color



Paletitas de madera



Barro de pegamento