
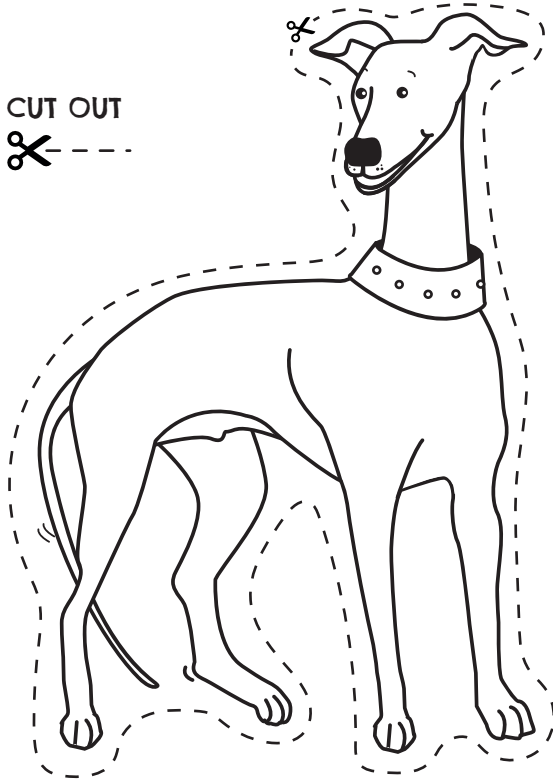



GALGO STICK PUPPETS

CUT OUT
 - - - -



PIETRO



Ginny



SPIKE



Rosa

You will need:



Printable paper



Scissors



Coloured pencils
or crayons



Craft (lollipop) sticks



Glue Stick

Instructions

1. Print out the galgo pictures.
2. Colour the galgos.
3. Cut them out.
4. Glue or tape a craft stick at the back of each galgo.
5. Once the glue dries, your galgo stick puppets are ready to use!

education.greyhoundsinneed.co.uk

© 2018 Greyhounds in Need. These materials are freely photocopyable for use in educational establishments.

