

# MATCHING AND MEMORY GAMES

These games that can be used with children of different ages and abilities, and can be played alone, in pairs or groups. Before beginning, carefully cut out the cards from the sheets needed for each game.

## SIMPLE MATCHING GAMES

To play these games, lay the cards face up and muddle them up.

### Game 1: Picture match

- Take two copies of the picture sheet and cut into 24 individual cards.
- Ask children to match all the cards that are the same.

### Game 2: Picture and English word match

- Take one copy of the picture sheet and one of the English word sheet and cut into 24 individual cards.
- Ask children to match each picture with the correct English word.

### Game 3: Picture and Spanish word match

- Take one copy of the picture sheet and one of the Spanish word sheet and cut into 24 individual cards.
- Ask children to match each picture with the correct Spanish word.

### Game 4: Pictures and words match

- Take one copy of the picture sheet, one of the English word sheet and one of the Spanish word sheet and cut into 36 individual cards.
- Ask children to match each picture with the correct English and Spanish words.

## MEMORY AND MATCHING GAMES

To play these games, turn all of the cards face down and muddle them up.

### Game 1: Picture match

- Take two copies of the picture sheet and cut into 24 individual cards.
- Ask children to find two pictures the same, by turning only two cards over at a time.
- If they fail to find a matching pair, the cards must be turned back over for the next person's turn.
- If they find a matching pair, they take the two cards and have another turn – this continues until they fail to find a matching pair.
- The winner is the player/s with the most matching pairs.

### Game 2: English word match

- Take two copies of the English word sheet and cut into 24 individual cards.
- Follow the instructions for Game 1.

### Game 3: Spanish word match

- Take two copies of the Spanish word sheet and cut into 24 individual cards.
- Follow the instructions for Game 1.

### Game 4: English and Spanish word match

- Take one copy of the Spanish word sheet and one copy of the English word sheet and cut into 24 individual cards.
- Follow the instructions for Game 1. Can children remember where the words are and match the English and Spanish words that mean the same?
- You can make this game even harder by adding in the image cards too, so children have to find three cards to make a set.

# 1. PICTURE MATCH

CUT OUT  





1.



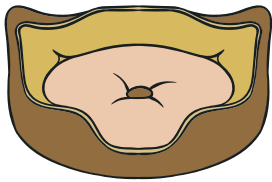
2.




3.




4.




5.



6.




7.



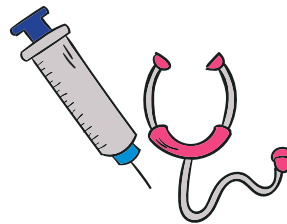
8.




9.



10.



11.



12.

## 2. ENGLISH WORD SHEET

CUT OUT  


**Rosa**  
galga

1.

**Spike**  
galgo

2.

**Pietro**  
galgo

3.

**Ginny**  
galga

4.

**Dog  
bed**

5.

**Dog  
collar**

6.

**Dog  
toys**

7.

**Dog  
lead**

8.

**Dog food  
and  
water**

9.

**Family**

10.

**Veterinary  
care**

11.

**Exercise**

12.

### 3. SPANISH WORD SHEET

CUT OUT  


**Rosa**  
galga

1.

**Spike**  
galgo

2.

**Pietro**  
galgo

3.

**Ginny**  
galga

4.

**Cama  
de perro**

5.

**Collar  
de perro**

6.

**juguetes  
para perros**

7.

**Correa  
de perro**

8.

**Comida  
para  
perros  
y agua**

9.

**Familia**

10.

**Cuidado  
veterinario**

11.

**Ejercicio**

12.